

Company Profile

European leader for passive fire protection market
and no. 1 provider in Poland.

We have been
providing safety
for

35
years

Presence in over **50** countries

Sales on **4** continents

11 subsidiaries operating on **9th** European markets

7 production plants

Solutions range



Natural smoke exhausting

Operations at all group companies, particularly „Mercor” S.A., Mercor Proof and Tecresa. Production at Cieplewo (Poland) and Tula near Moscow (Russia).

Fire ventilation systems

Operations primarily at „Mercor” S.A., Mercor Czech Republic and Mercor Slovakia.



Building structure protections

Operations primarily at „Mercor” S.A., Tecresa and Mercor Proof, Mercor Dunamenti Tűzvédelem.

Fire partition solutions (brand DFM)

Operations launched in 2017 after expiring non-competition clause (following the sale of its part of business in 2013). The group reentered onto fire partitions market under a new business model and under new ‘DFM’ brand. The operations conducted by production and R&D start-up DFM Doors.



Group's Strategy

For the strategy, the management board of the group identified 11 perspectives from which the assumptions and aims for 2020–2023 were described. These include the perspectives of shareholders, the business model, the market, products, debt, acquisitions, and sustainable growth. The aims set in each of the fields will be achieved primarily relying on organic growth, intensification of export sales, new products, and creation of new companies.



In the financial area, the management board of „Mercor” S.A. sets as its aim maintaining ROE at 13% per annum and a safe level of debt not exceeding three times operating profit plus amortization.

Mercor Group selected projects

FOREIGN MARKETS

The Group secured numerous facilities on export markets, including Europe: airports in Moscow, Kiev, Lviv, Prague, in Madrid and Barcelona, a new terminal at Charles de Gaulle Airport in Paris, modern railway station Afragola (Italy), European Investment Bank and the European Court of Auditors in Luxembourg; Russian Vostoczi Cosmodrome; wastewater treatment plant in Henriksdal (Sweden); RWE coal-fired power plant in the Netherlands; Rolls-Royce Deutschland factory, Olympic Stadium in London (UK), Stadium VTB Arena in Moscow (Russia). Retail chain stores: Hypernova, Kaufland, Tesco, IKEA; companies including: Peugeot, Opel, Michelin, Volkswagen, Volvo and Renault, Suzuki. Factories including: Kronostar, Pilkington, Whirlpool, Flex, Sanitas, Coca-Cola, Pepsi-Cola, Ferrero Rocher, Weyerhaeuser, Ikea, Samsung. Tunnels: AVE high speed train tunnel in Malaga and Alicante, M-30 tunnels in Madrid, tunnel in Bilbao (Spain), Sevine (France), Smedstad tunnel in Oslo (Norway). In Asia, the Group secured the tunnels Al Salam, Baynoonah St. Tunnel and the Al Ras Al Akhadar tunnel (UAE); tunnel in Doha (Qatar); the largest road investment in Singapore Marina Coastal Expressway.

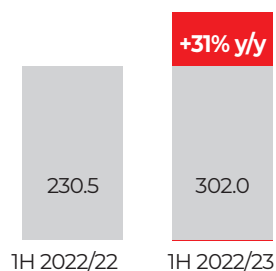
POLAND

Warsaw Metro, The Warsaw Stock Exchange; Hilton Hotels in Warsaw and Gdańsk, the National Bank of Poland; the National Library; airports in Cracow, Gdańsk, Katowice, Łódź, Poznań, Warsaw and Wrocław; Polish refineries: Lotos Refinery; Gorlice Oil Refinery; PKN Orlen Płock; LMG Mine; Lotos petrobaltic drilling platform, power plant Koźienice; Polin Museum of the History of Polish Jews in Warsaw; Złota 44 apartments in Warsaw, Amber Expo Gdańsk, Copernicus Science Center in Warsaw, logistic parks including Panattoni, distribution centre Lidl (near Wyszaków), Jeronimo Martins, Decathlon and others

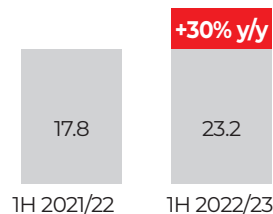
Financial data*

(PLN'000)	1H 2022/23	1H 2021/22
Sales revenue	301 990	230 494
Gross profit	78 108	56 672
EBITDA	43 902	29 995
EBIT	35 025	23 028
Net profit	23 212	17 804
Amortisation	8 877	6 967
Total assets*	491 963	398 085
Equity*	212 322	182 852
Number of ordinary shares*	15 575 409	15 601 464
Profit (loss) per ordinary share	1.34	1.14
Book value per ordinary share	12.79	11.20

Sales revenue 2021/2022 (1.04.2022 – 30.09.2022) (data in PLN million)



Net profit 2021/22 (1.04.2022 – 30.09.2022)




2017-2022

(PLN'000)	2021/2022	2020/2021	2019/2020	2018/2019	2017/2018
Sales revenue	496 029	386 186	396 066	370 919	318 467
Gross profit	116 811	105 213	103 506	94 370	76 562
EBITDA	58 377	51 961	47 373	35 138	27 410
EBIT	44 034	37 967	33 561	24 951	18 315
Net profit	32 479	29 521	23 363	14 817	11 024
Amortisation	14 343	13 994	13 812	10 187	9 095
Total assets	430 173	346 806	321 890	314 948	316 274
Equity	191 697	171 343	146 327	123 794	131 078
Number of ordinary shares	15 582 123	15 606 477	15 618 535	15 658 535	15 658 535
Profit (loss) per ordinary share	1.91	1.72	1.38	0.96	0.65
Book value per ordinary share	11.85	10.56	9.04	7.67	8.06
Declared or paid dividend per share	-	0.57	0.25	-	-

* The Group's financial year runs from April 1 to March 31.
Comparable data resulting from the financial report are given according to a March 31, 2022.

Shareholder structure

Shareholders	Number of shares	% shares owned	% votes at GSM
PERMAG Sp. z o. o.	4 102 994	26.20%	26.20%
Bangtino Limited	3 925 502	25.07%	25.07%
OFE Nationale-Nederlanden	1 454 000	9.29%	9.29%
OFE PZU Złota Jesień	1 452 947	9.28%	9.28%
N50 Cyprus Limited	1 000 853	6.39%	6.39%
PTE Allianz Polska SA	791 018	5.05%	5.05%
Others	2 931 221	18.72%	18.72%
Total	15 658 535	100.00%	100.00%



Data as of 5.12.2022

Shares listed on the Warsaw Stock Exchange since 19 July 2007

No. of shares: **15 658 535**

Capitalization: **211.39 million PLN**

Indexes: **InvestorMS, WIG-Poland, WIG, WIG-BUDOW, INNOVATOR**

Ticker: **MCR**

Disclaimer

This presentation was prepared for informational purposes only. It does not constitute advertising or a public offering of securities. Sources of information were used in the presentation which „Mercor” S.A. considers to be reliable and accurate, but there are no guarantees that the information is exhaustive or fully reflects the state of facts. This presentation may include forward-looking statements, which are subject to investment risk or a source of uncertainty and may differ materially from the actual results. „Mercor” S.A. shall not bear any liability for the results of any decisions taken on the basis of this presentation. Liability shall be borne solely by the person using the presentation.